

Guided Writing Booklet



Name: _____ Date: _____

Narrative

Purpose: to entertain, amuse or take the reader on a journey.



Using the image above, write the nouns that you can see. A noun is a person, place or thing. e.g. tree, house, sun... _____

Now write adjectives to describe some of your nouns. An adjective is a describing word. e.g. gigantic tree, scary house, dazzling sun... _____

Using the same image, can you think of any verbs? A verb is an action or doing word. e.g. running, waving, falling... _____

Now write adverbs to describe some of your verbs. An adverb describes the verb. e.g. running easily, waving quickly, falling backwards... _____

Narrative Planning

Use the image on the previous page and the questions below to help you plan a narrative. Remember that narratives should entertain, amuse or take the reader on a journey. Have some fun!

Describe the location where your narrative is going to take place? (setting)

Who is going to be there? (characters)

What problem will these characters face? (complication)

How will the problem be fixed? (resolution)

How will your narrative end? (ending)

Information Report

Purpose: a factual report to describe or classify something.

Name: _____


List some features of this animal:



What do you like about this animal?: _____

Name: _____


List some features of this animal:



What do you like about this animal?: _____

Name: _____

List some features of this animal:



What do you like about this animal?: _____

Name: _____

List some features of this animal:



What do you like about this animal?: _____

Name: _____

List some features of this animal:



What do you like about this animal?: _____

Name: _____

List some features of this animal:



What do you like about this animal?: _____

Information Report Planning

Use the images on the previous pages and the questions below to help you plan an information report. Information reports should describe or classify information about your topic.

Choose one animal from the previous page and describe what it looks like. Use descriptive and factual language to give a really detailed and engaging description.

What do you think is the most interesting fact about the animal you chose?
Make your own 'Did you Know?' box to share your interesting information!

?

?

?

?

?

?

?

?

?

?

Look at the information report below, and mark with a coloured pencil where the paragraphs should be (Hint: there should be four paragraphs)



Wombats are native to Australia. They are short-legged marsupials with a short, stubby tail. Wombats like to live in different places all over the southeastern part of Australia, including forests, mountains and shrubby areas. Wombats dig their own burrow to live in using their teeth and their claws. An interesting fact about the wombat is that they have a pouch that faces backwards. This means that their pouch doesn't fill up with dirt when they are digging. Wombats are herbivores. They eat grasses, bark, roots, herbs and other leafy things. They have teeth like rats and mice that help them to grind up their food while they are eating.

Recount

Purpose: to retell a series of events.

On the weekend the craziest thing happened!

You'll never believe what happened to me this morning!

It was so funny when this happened to me!

When I went on holidays...

The 4 boxes above contain easy sentence starters for a recount. Choose one to add some more information to. Remember to write your details in chronological order (this means in the order that the events took place).

Recounts record events that are specific to the author. No one writes a recount the same, because even if you were at the same event, you would experience that event differently. Record below some ideas for an interesting recount that is specific to you.

Recount Planning

A recount retells a series of events in the order that they happened.

Put the events below in the correct order by numbering them from 1-5.

When we arrived I asked Mum if she had the tickets. She got a really worried look on her face and I thought she must have forgotten them! But she was only tricking me. She pulled them out of her bag and we went into the zoo with HEAPS of other people.

First we had to get to the train station to catch the train to the place where the zoo is. We were a bit late so needed to run as fast as we could to make sure that we didn't miss the train! We made it just in time!

I saw the lions straight away and we ran over to see them. They were awesome! They DID have big fluffy manes!

I had the best day at the zoo. I loved seeing all of the animals and spending time with my Mum. I hope we can go back again soon.

Last Monday my family and I went to the zoo to see the lions. I love lions because when you see them in pictures they have the fluffiest manes. I really wanted to see whether the manes on these lions were super fluffy in real life.

Conjunctions help writers to link words and phrases within a sentence when writing recounts. Identify the conjunctions from the list below.

first ready and but then driving also therefore computer
knee with because easy child last anyway also page pen

Recounts are usually written in first person. Change the pronouns below to change the writing from third person to first person.

The girl looked out her window to see her neighbour. She waved and jumped around excitedly. Today was the day she was finally going to fly in a plane.

Persuasive

Purpose: to persuade others by arguing one side of an issue or idea.



Pets SHOULD be allowed to come to school!

Think of your favourite animal...what is it? _____

Would you like it to come to school with you? _____

What would be some positives of having your favourite animal at school?

What would be some negatives of having your favourite animal at school?

Think of some interesting adjectives to describe your favourite animal.

Persuasive Planning

One technique to use when convincing your audience is to use alliteration.

Alliteration is a poetic device that uses the same sound at the start of adjacent or closely connected words in a sentence. E.g. cats and kittens are cute and cuddly.

Finish these sentences with some catchy alliteration.

Dogs were _____

The cat was _____

Two trees were _____

Another way to catch the attention of your audience is to use emotive language to help to convey your opinion. Circle the emotive language below:

wonderful	time	flowers	magical	love	hurtful	freedom
destroyed	boating	grow	betrayed	strongly	build	demonstrate

Look at the piece of writing below and rewrite the text using emotive language to help elicit an emotional response from the reader.

The council is going to begin demolishing the skate park in Central Park. Many community members are expressing their opinion about the demolition by holding a demonstration rally in the nearby streets.

Procedure

Purpose: a factual text to instruct or teach someone how to complete a task.



Brainstorm things you might need to make the above picture happen.

What is something else that you could write a procedure about? Is there anything you are an expert in and could teach someone else?

- _____

- _____

- _____

Procedure Planning

Procedures help you to complete a task through a series of detailed steps. Look at the steps below. Can you rewrite them to add more detail?

1. _____

2. _____

3. _____

4. _____

5. _____

How to Pot a Plant


Get a pot.

Get some dirt.

Put seeds in the pot.

Water.

Watch grow.



Images are a helpful way to add to written instructions when creating a procedure. Draw some simple images to go with each of your instructions.

1

2


3

4

5

Explanation

Purpose: a nonfiction text to explain how or why something occurs.



Look at the diagram above and explain which part comes first.

How do you know that this part comes first?

Can you explain what is happening in the above lifecycle?

Explanations can often be confused with procedures. An easy way to remember the difference is that explanations tell how something is done and a procedure explains how to do something.

Explanation Planning

Explanations are helpful for explaining things that you know really well to others.

Imagine you could create your own robot to help you clean your room.... Now that would be a helpful robot! Imagine you wanted to explain to someone how your robot worked. Brainstorm your ideas on exactly what your robot could do to help you...



Give your explanation an eye catching title!

Draw and label a diagram of your robot.

